

PROLINE INTEGRAL COLORS

THE PERFECT FINISH FOR YOUR NEXT JOB



Sunset Cliffs
1 LB. 516



Driftwood
0.5 LBS. 558



Desert Rose
2 LBS. 569




Rye Grass
0.75 LBS. 552



Espresso
2 LBS. 547



Sherbert
1.5 LBS. 517



Rose Taupe
0.75 LBS. 517



Rosewood
2 LBS. 510



Hillside Buff
1.5 LBS. 552




El Paso
3 LBS. 547



Vermillion
4 LBS. 513



Vista Pacific
2 LBS. 516



Georgia Clay
4 LBS. 510



Cheyenne
2 LBS. 550




Chaparral
2 LBS. 564



Pale Mauve
2 LBS. 513




Burgundy
3 LBS. 517



Tile Red
4 LBS. 516




Earth Touch
3 LBS. 550



Golden Wheat
1.5 LBS. 544

With over 40 standard designer colors, Proline's INTEGRAL COLORS will give you the beautiful results you're looking for. With the addition of Proline's high quality life-like texturing tools and accessories, you are sure to create the most realistic floors and hardscapes imaginable.



Saddle Soap
1 LB. 550



Solana Sand
0.5 LBS. 564



Mission Beige
1 LB. 564



Soft Green
3 LBS. 535



Oceanside
1 LB. 586



Blush Tan
1 LB. 510



Ocotillo
0.5 LBS. 567



Allspice
2 LBS. 560



Slate Green
3 LBS. 536



Soft Gray
2 LBS. 586



Old Leather
5 LBS. 569



Canyon Clay
1 LB. 558



Mojave
5 LBS. 562



Walnut
4 LBS. 565



Rock Gray
4 LBS. 586



Terra Cotta
5 LBS. 564



Santa Fe
2 LBS. 565



Mocha
5 LBS. 565



Java
4 LBS. 567



Black
7.5 LBS. 586

The colors shown are approximate, and as close as possible, to represent concrete with flat trowel finish and sealed with Dura Seal HG Sealer. Proline Dura Products is not responsible for application methods, finishing techniques, job site conditions, curing methods, and other conditions and therefore cannot guarantee an exact match. Various texturing and finishing techniques such as troweling or brooming, the use of sealers, and color variations in raw materials can produce variations in colors. Proline Dura Products highly recommends a representative job sample be done for each product.